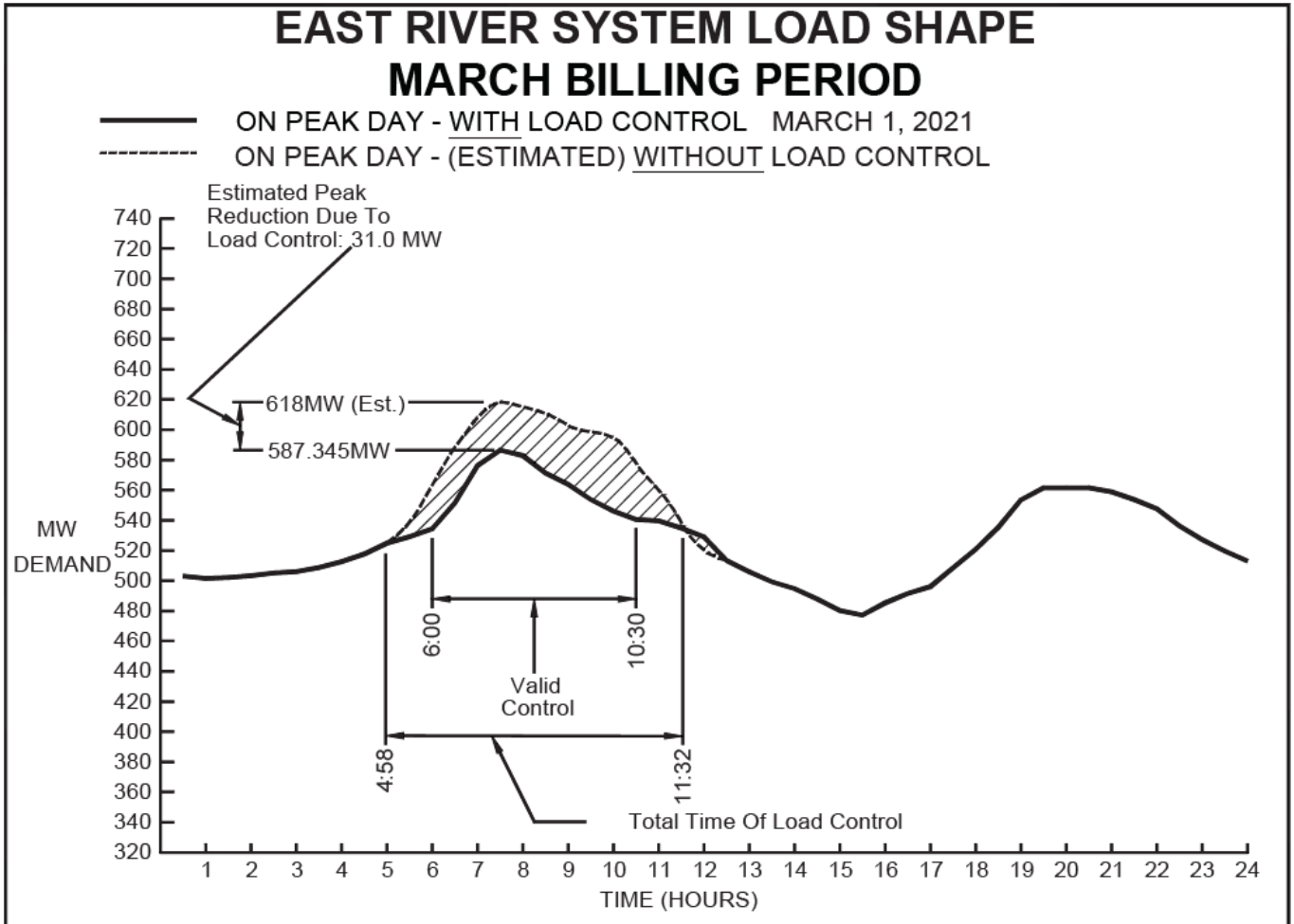


## Load Management Control during the March Billing Period



Water Heaters were controlled on 1 day for a total of 5 hours, 33 minutes  
 Industrial 1 loads were controlled on 1 day for a total of 6 hours, 16 minutes  
 Industrial 2 loads were controlled on 1 day for a total of 5 hours, 47 minutes

# April Load Management Update

## Administrative/Operating Strategy

*March Billing Period* – The Billing Peak for the month was established at 587,345 KW on March 1 at 7:30 p.m. This was 4.6% below the amount budgeted for the month. Operation of the load management system reduced demand by an estimated 31,000 KW.

*Energy Sales* – Sales for the month were 346,279 MWH, 5.8% above budget. The coincident load factor for the month was 79.2%.

## Marketing

### **Energy Efficiency Incentives**

In March, there were 344 water heater rebates and 116 residential and commercial heat pump incentives. We have processed 40 commercial lighting rebates totaling \$5,991. There were three energy audits submitted. We processed 0 grain dryer rebates and 0 irrigation rebates in March.

### **East River Farm Safety Campaign Awarded Spotlight on Excellence Award**

Each year the Spotlight on Excellence Awards program recognizes outstanding work produced by electric co-op communication and marketing professionals across the country. The 2021 Spotlight on Excellence Award Winners have been announced and East River Electric's Powering Your Safety campaign/McCann video received the Silver Award in the Best Digital Storytelling category.

Thank you to the Communications and Marketing Committee and the membership for the input on creating the farm safety campaign videos!

### **Save the Date – Spring Member Services Meeting**

The spring Member Services meeting will be at the East River Electric headquarters building in Madison on Tuesday, May 11. The meeting begins at 10 a.m. and the agenda includes topics such as an update from Marathon on water heaters, 2021 rebate review and preview of 2021 RIM test, 2020 advertising review and preview of 2021 plan and more. Please RSVP to [ahall@eastriver.coop](mailto:ahall@eastriver.coop) by May 6.

### **Ideas for Communications and Marketing Committee**

The East River Communications and Marketing Committee will meet on May 20. This committee assists our department with decisions for new and existing rebate programs, researches new marketing opportunities and also helps set the direction of our advertising campaigns. If you have any ideas, questions or concerns that you would like the committee to discuss, please send them to [efitzhugh@eastriver.coop](mailto:efitzhugh@eastriver.coop) by May 12. Thank you!

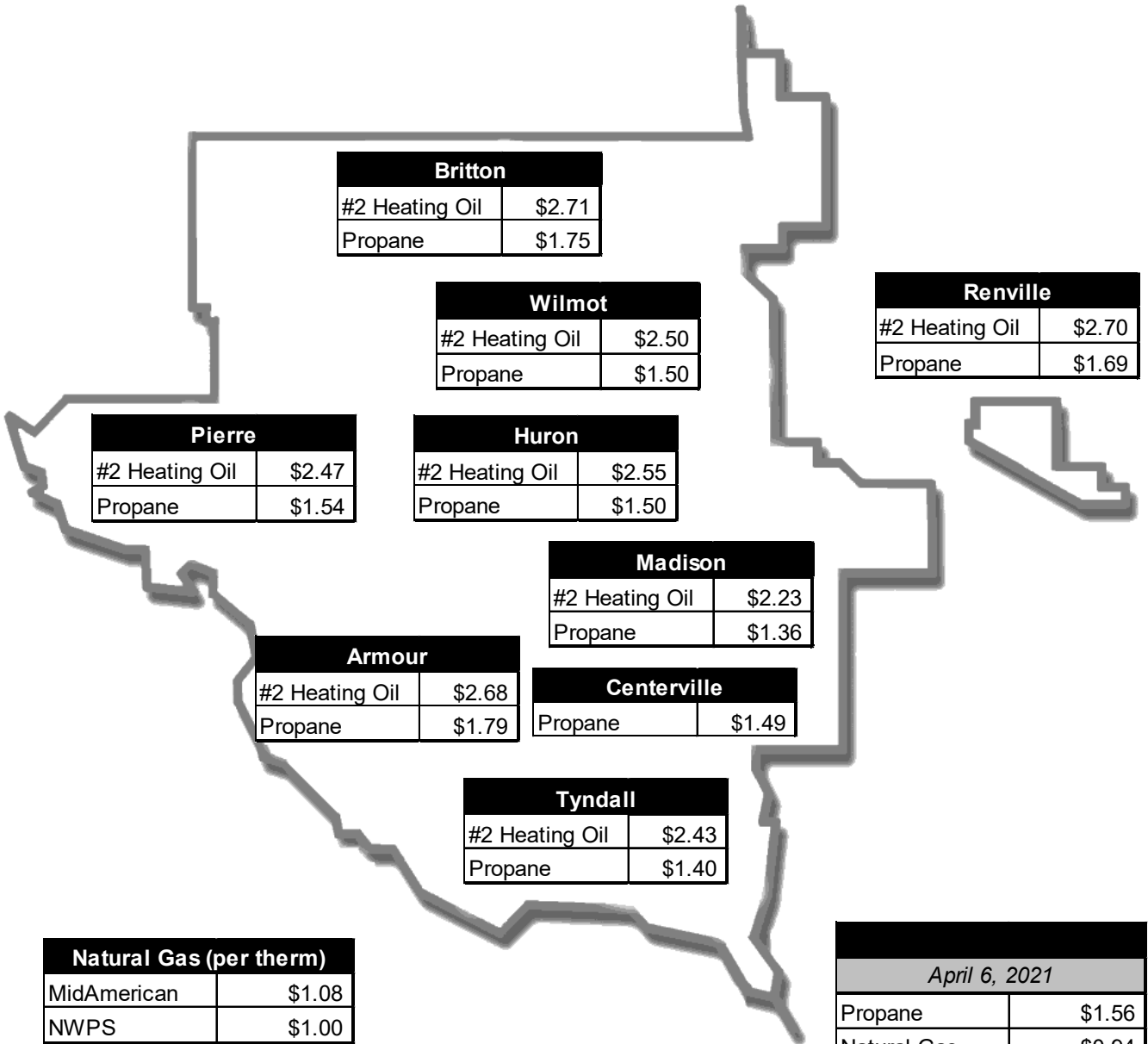
### **Events**

May 11 – East River Spring Member Services Meeting, Madison

May 20 – East River Communications and Marketing Committee Meeting, Madison

# East River Service Area

Spot Check of Area Heating Fuel Prices  
Survey Date – April 6, 2021

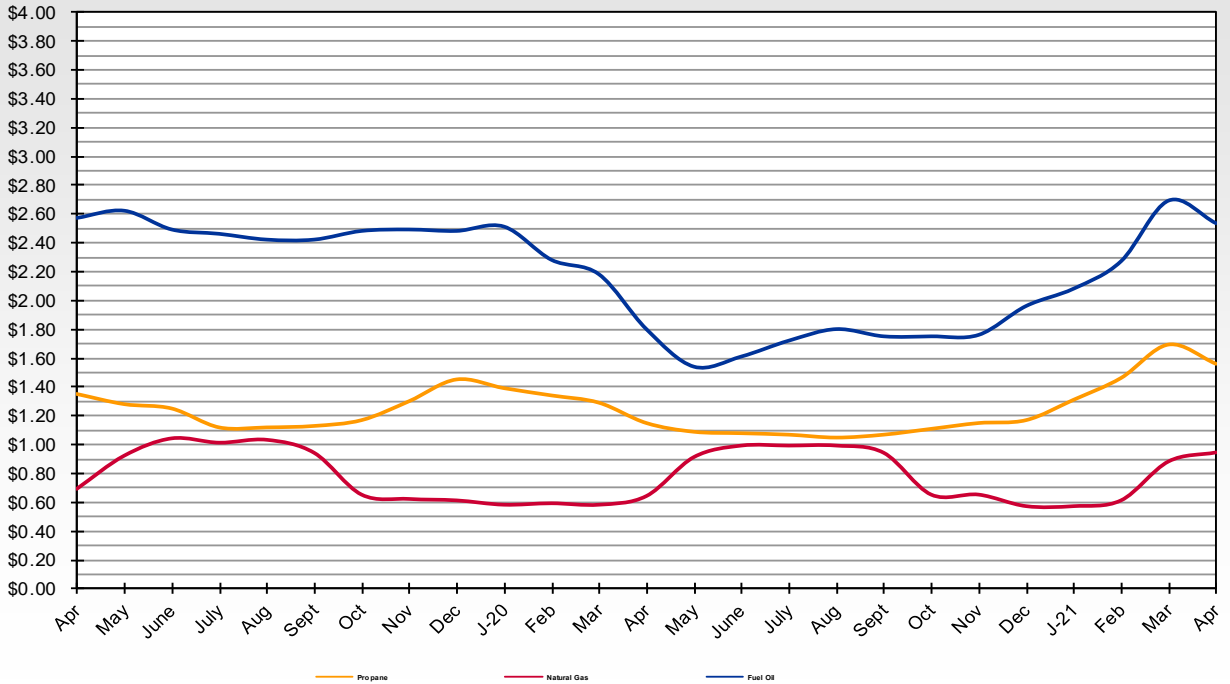


Source: South Dakota PUC

April 6, 2021	
Propane	\$1.56
Natural Gas	\$0.94
Fuel Oil	\$2.53
2 Year Average	
Propane	\$1.25
Natural Gas	\$0.78
Fuel Oil	\$2.19

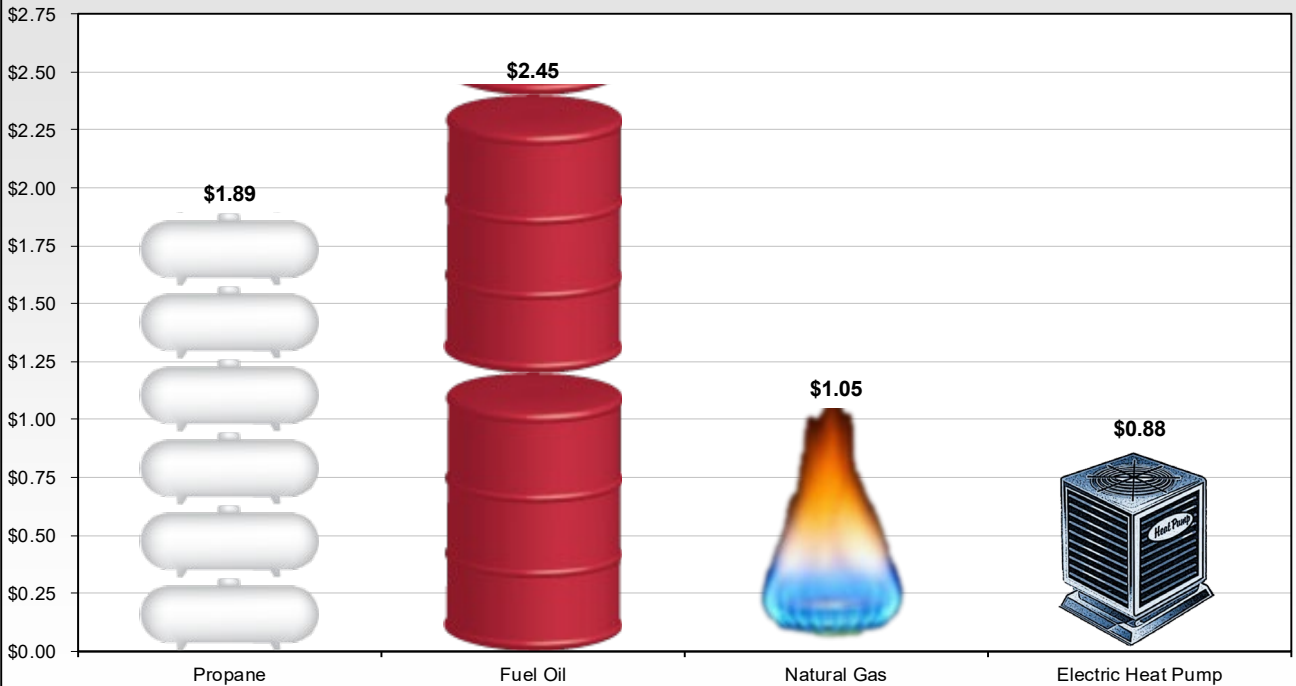
\*Weighted average based on annual therm usage.

# Average Price Trends



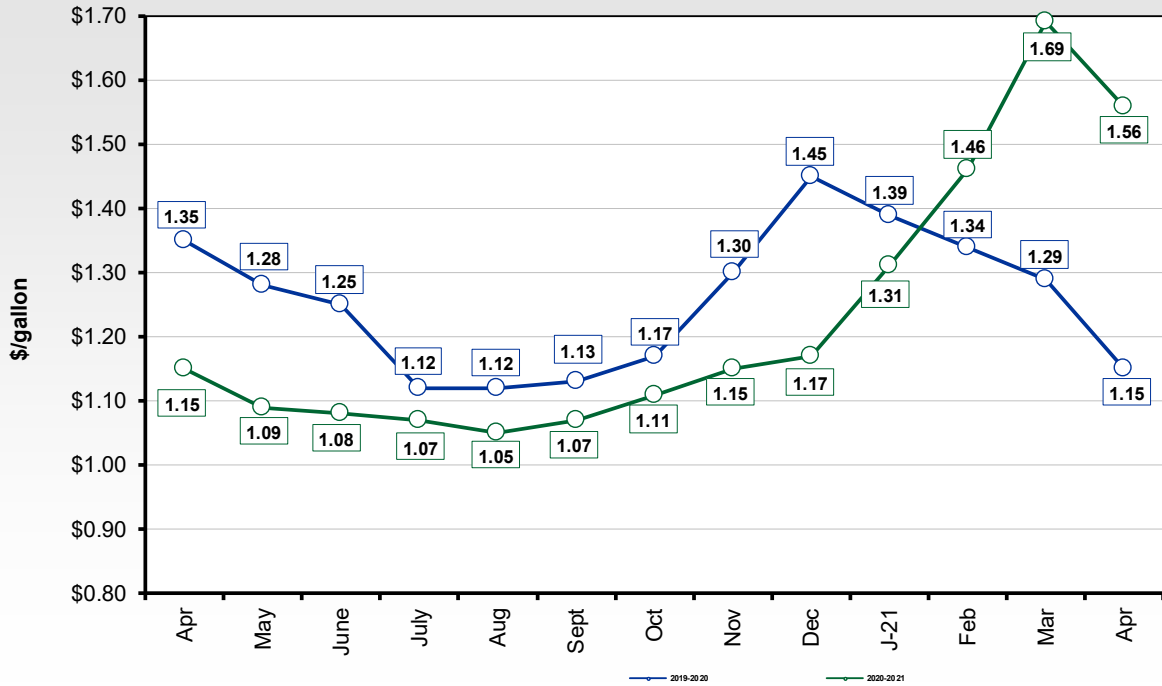
# Cost of Heating

Cost per 100,000 BTU - April 6, 2021

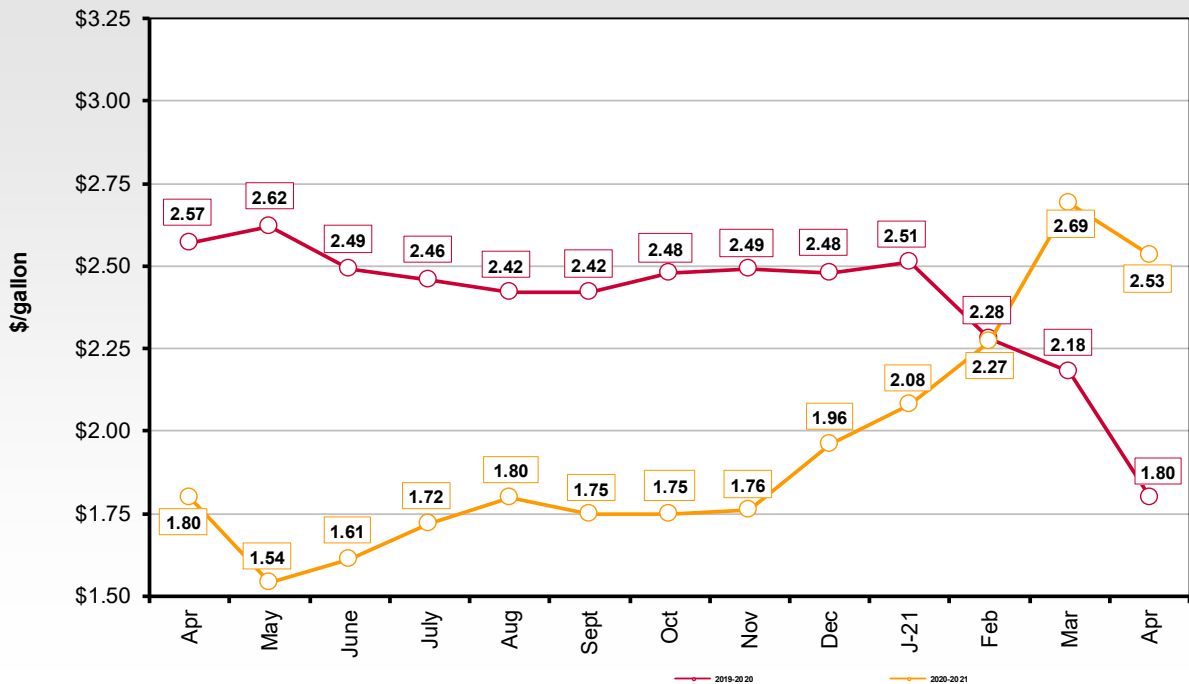


Propane based on 91,500 BTU/gal and 90% efficient furnace, Oil based on 138,000 BTU/gal and 75% efficient furnace, Gas based on 100,000 BTU/therm and 90% efficient furnace, Electric based on 6 cents/kWh and 200% efficient heat pump

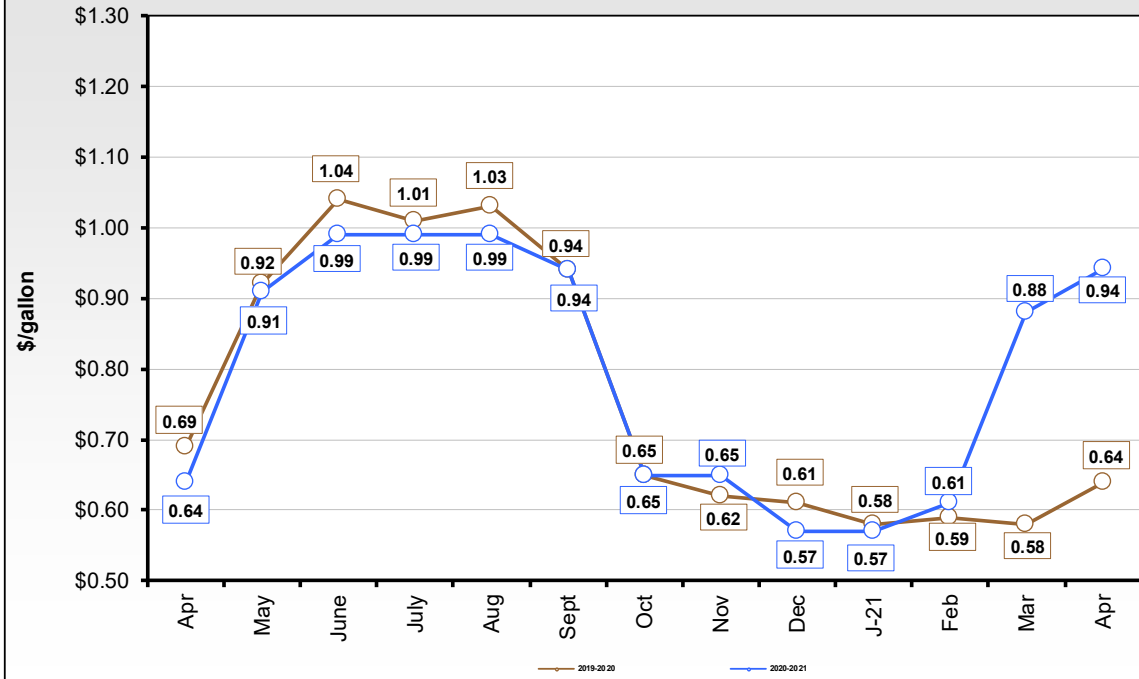
## Residential Propane Prices



## Residential Fuel Oil Prices



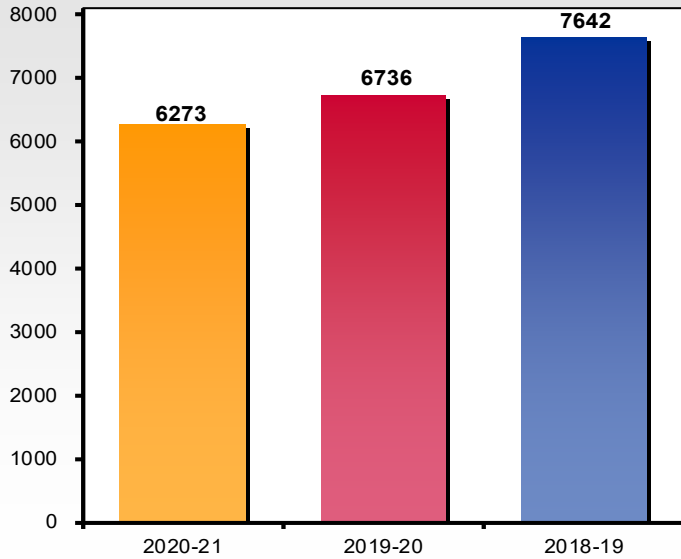
# Residential Natural Gas Prices



# Weather Data March 2021

## Huron

Heating Degree Days--YTD  
September - March



Weather Statistics for the Month

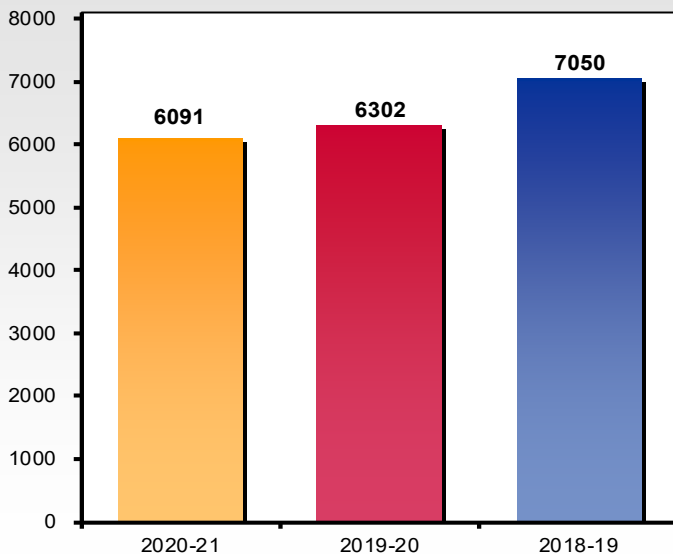
Average Temperature:	40.5
Depart from Normal:	7.4
High Temperature:	83 on 29
Low Temperature:	13 on 31, 1
Average Wind Speed:	11.7
Precipitation:	1.95
Depart from Normal:	0.49

Monthly Heating Degree Days

	2020-2021	2019-2020	2018-2019
September	155	67	130
October	699	698	650
November	792	979	1101
December	1204	1336	1257
January	1214	1471	1590
February	1456	1312	1673
March	753	873	1241
April		620	604
May		271	344
<b>Total</b>	<b>6273</b>	<b>7627</b>	<b>8590</b>

## Sioux Falls

Heating Degree Days--YTD  
September - March



Weather Statistics for the Month

Average Temperature:	40.9
Depart from Normal:	8
High Temperature:	81 on 29
Low Temperature:	17 on 1
Average Wind Speed:	11.7
Precipitation:	2.63
Depart from Normal:	0.87

Monthly Heating Degree Days

	2020-2021	2019-2020	2018-2019
September	120	46	121
October	643	621	593
November	768	977	1053
December	1157	1261	1198
January	1210	1377	1486
February	1454	1202	1510
March	739	818	1089
April		581	537
May		232	307
<b>Total</b>	<b>6091</b>	<b>7115</b>	<b>7894</b>